

# GED TESTING SERVICE®

---

## *International GED Program Bulletin*

Effective May 1, 2012

*Computer-based GED Tests — the only way to earn a United States  
high school equivalency diploma internationally*

*Published by*



[www.prometric.com/ged](http://www.prometric.com/ged)

Copyright © 2012 Prometric Inc., a Delaware corporation, and  
General Educational Development Testing Service, A Program of the American Council on Education®. (GED Testing Service®)

All Rights Reserved.

REVISED 20120425

# Contents

---

<a href="#">Introduction</a>	1	<a href="#">GED retest policy</a>	10
<a href="#">About the GED Tests</a>	1	<a href="#">GED Transcripts</a>	10
<a href="#">Eligibility information</a>	1	<a href="#">Additional requests</a>	11
<a href="#">At a glance</a>	1	<a href="#">Combining GED test scores</a>	11
<a href="#">Scheduling GED Tests</a>	2	<a href="#">GED sample questions</a>	12
<a href="#">Getting a GED identification number</a>	2	<a href="#">Literature Arts, Writing: Multiple choice</a>	12
<a href="#">Scheduling a GED Tests appointment</a>	2	<a href="#">Literature Arts, Writing: Essay</a>	13
<a href="#">On the Internet—schedule at any time</a>	2	<a href="#">Mathematics</a>	14
<a href="#">By phone</a>	3	<a href="#">Science</a>	16
<a href="#">By fax or mail</a>	3	<a href="#">Social Studies</a>	17
<a href="#">Fee information</a>	3	<a href="#">RRCs</a>	19
<a href="#">Rescheduling your appointment</a>	4	<a href="#">Country Code List</a>	20
<a href="#">If absent or late for your appointment</a>	4	<a href="#">Prometric Test Centers</a>	21
<a href="#">Emergency closings</a>	4	<a href="#">Forms</a>	22
<a href="#">Special test considerations</a>	4	<a href="#">Computer-Based International Test Scheduling Form</a>	23
<a href="#">Name/Address changes</a>	5	<a href="#">Request for GED Transcript</a>	24
<a href="#">Preparing for your exam</a>	5	<a href="#">Request for Additional GED Diploma</a>	25
<a href="#">Overview of tests</a>	5	<a href="#">Request to Combine GED Test Scores</a>	26
<a href="#">Test battery</a>	5	<a href="#">GED Name/Address Change Form</a>	27
<a href="#">Test question format</a>	6		
<a href="#">Taking your exam</a>	7		
<a href="#">The computer testing process</a>	7		
<a href="#">Identification requirements</a>	8		
<a href="#">Testing regulations</a>	9		
<a href="#">Your test results</a>	10		

# Introduction

## About the GED Tests

The GED Testing Service® Tests provide individuals with the opportunity to earn a U.S. high school equivalency diploma. By taking and passing each of the five tests that make up the GED test battery, an individual can demonstrate an acquired level of learning that is comparable to that of U.S. high school graduates.

The international GED testing program gives individuals greater access to the GED Tests by providing computerized GED Tests at close to 200 locations throughout the world. The GED Tests are given at Prometric, Inc. testing centers. A list of testing centers can be found on Page 20 or online at [www.prometric.com/ged](http://www.prometric.com/ged).

## Eligibility information

Each state in the United States has its own set of criteria that must be met in order to obtain a high school equivalency diploma from that state. Prometric processes U.S. high school equivalency diploma applications through the Maine Department of Education. Therefore, your high school equivalency diploma will be issued from the U.S. state of Maine.



**Important** To take the GED Tests internationally, you must be at least 17 years of age.

## At a glance

Follow these main steps if you are interested in obtaining a U.S. high school equivalency diploma.



### *To obtain your equivalency diploma*

- 1 Review this bulletin thoroughly to understand scheduling, testing and rescheduling policies.
- 2 Schedule and pay for your GED Tests. (See Page 2.)  
The easiest way to schedule is online at [www.prometric.com/ged](http://www.prometric.com/ged). Phone, fax and mail options are also available.
- 3 Prepare for your test using this bulletin and other materials. (See Page 5.)
- 4 Take the scheduled exam, bringing required identification to the testing center. (See Page 8.)
- 5 When you have passed the GED Tests, your diploma will be mailed to you. (See Page 10.)



### *To get answers not provided in this bulletin*

Direct all questions and requests for information to:

**Prometric**

Web site: [www.prometric.com/ged](http://www.prometric.com/ged)

Fax: **410.537.1421**

Email: [ged@prometric.com](mailto:ged@prometric.com)

## Scheduling GED Tests

Testing centers are open year-round but hours vary from country to country. It is advisable to schedule an appointment as soon as you decide to take the GED Tests, to ensure that you are given an appointment date that is convenient for you.

Before you can test, you must:

- 1 Get your GED identification number;
- 2 Schedule for the GED Tests by Internet, phone, fax, or mail; and
- 3 Pay for your scheduled GED Tests.



**Important** If you require special testing accommodations, see the “Special test considerations” section on Page 4 **before** registering.

### Getting a GED identification number

The GED identification number (GED ID) is your date of birth (DDMMYY) **followed by** the three-digit country code for the country in which you live. (See Page 20 for a list of country codes.) For example, if you were born on November 10, 1979 (101179), and you live in Portugal (475), your GED ID would be 101179475. (You must follow this format exactly.)

You will use the GED ID when scheduling your GED Tests. It is also the number under which all five of your scores on the GED Tests will be recorded.



**Important** Do not change your GED ID number even if you move to another country. Once established, you should use the same GED ID to schedule all remaining GED appointments.

### Scheduling a GED Tests appointment

Be sure to have the information requested on the GED Test Scheduling Form on Page 23 available before you go online or call to schedule (including your GED ID number).

You are encouraged to schedule using the Prometric Internet registration and scheduling system as this can be done at a time that is most convenient for you. Scheduling is also available by phone. If you prefer, you can also register by fax or by mail.

When scheduling an appointment, give your name exactly as it appears on the document you will be using for identification at the testing center. It is very important to give your name exactly the same each time you schedule for one of the GED Tests. For example, if you use a middle initial to schedule for the first test, always use the middle initial to schedule for the remaining tests.

#### On the Internet—schedule at any time

Please have your GED Test Scheduling Form information and your Visa or MasterCard information available.

- 1 Access [www.prometric.com/ged](http://www.prometric.com/ged).
- 2 Click on the **Get Started** button and follow the prompts.

After you have successfully scheduled your GED Tests, you will receive an email with your appointment reporting time, testing center address and confirmation information. Please keep this email for your records.

### By phone

Please have your GED Test Scheduling Form information and your Visa or MasterCard information available.

- 1 Review the International Testing Center list beginning on Page 20. Each country is assigned to a Regional Registration Center (RRC). An RRC list is located on Page 19.
- 2 Call the RRC designated for the country in which you are testing by noon **at least five days prior** to your first test date choice.

At the end of the call, you will be given your appointment reporting time, testing center address and confirmation information. Record and keep this information for your records.

### By fax or mail

To register by fax or mail, you must:

- 1 Complete the GED Test Scheduling Form on Page 23.
- 2 Review the International Testing Center list beginning on Page 20. Each country is assigned to a Regional Registration Center (RRC). A RRC list is located on Page 19.
- 3 Fax or mail your GED Test Scheduling Form and your payment to the appropriate RRC location.
- 4 Your GED Test Scheduling Form must be received **at least seven days prior** to your first test date choice.

You will be sent a letter or e-mail confirmation that contains your appointment reporting time, testing center address and confirmation information. If you do not receive this confirmation at least two days prior to your first choice test date, call the RRC to check the status of your appointment.



**Note** It is your responsibility to call the RRC to confirm an appointment should you not hear from the center in advance.

### *Fee information*

Test fees may be paid by VISA, MasterCard or American Express. Prometric Inc. will charge your credit card for the GED Tests.

Test fees:

Test Code	Test Name	Test Fee as of May 1, 2011
CE02	Language Arts, Writing Part I and Part II	\$151.00
SS02	Social Studies	\$122.00
SC02	Science	\$122.00
LA02	Language Arts, Reading	\$122.00
MA02	Mathematics	\$122.00
PT102	Linked: Writing Skills Part I and Part II and Reading	\$195.00
PT202	Linked: Social Studies, Math and Science	\$249.00

---

### *Rescheduling your appointment*

You may reschedule your appointment online at [www.prometric.com/ged](http://www.prometric.com/ged) or by calling the Regional Registration Center (RRC). Appointments cannot be rescheduled between sites served by different RRCs (e.g. Paris and Melbourne).

Rescheduling fees will apply as follows:

- **\$20 fee** if you reschedule no later than **five days prior** to your scheduled appointment. This fee applies each time you reschedule your test date, time and/or location.
- **Another full test fee** if you cancel your appointment within five business days or less.

### If absent or late for your appointment

If you miss your appointment or arrive late and are not allowed to test, you will lose your test fees and must pay another test fee and schedule a new appointment date.

If you are unable to attend your scheduled test due to illness or emergency, call Prometric. Under certain circumstances, the fee to reschedule may be waived. Prometric reserves the right to request documentation to support any illness or emergency claim.

### Emergency closings

Severe weather or an emergency could require canceling scheduled tests. If the site is closed, your test will be rescheduled without a rescheduling fee.

If a testing center is open for testing and you choose not to appear for your appointment, you must pay another full test fee and schedule another appointment.

---

### *Special test considerations*

All GED candidates who are requesting accommodations because of a disability must provide appropriate documentation of their disability and how it is expected to impact their ability to take the GED test under standard conditions.

All of the documents that need to be completed in order for your accommodations request to be processed are located online at [www.prometric.com/ged](http://www.prometric.com/ged) or [www.GEDtest.org](http://www.GEDtest.org).

The steps you need to take to request a special accommodation include:

- 1 Read the [Documentation Guidelines for Candidates](#).
- 2 Print a copy of the [Accommodations Request Form](#) for your disability and complete Sections 1 and 2.
- 3 Give your evaluator (doctor, psychologist) a copy of the [Documentation Guidelines for Evaluators](#).
- 4 Give your [Accommodations Request Form](#) to your evaluator and have him/her complete the relevant sections.
- 5 When both you and your evaluator have completed the required forms, email the forms to [ged@prometric.com](mailto:ged@prometric.com).
- 6 **After** you receive your approval authorizing you to test with special accommodations, complete the standard scheduling process as outlined on Page 2. The testing center will be notified that you are testing with special accommodations.

## *Name/Address changes*

If your name or address changes during the course of your taking all five of the GED Tests, you should:

- 1 Fill out the GED Name/Address Change Form located on Page 27 of the bulletin and fax it or mail it, along with legal documentation, to the address indicated on the form. (Supporting documentation examples include copies of marriage certificates, divorce decrees, adoption papers, etc.)
- 2 Inform the RRC when you schedule your next GED appointment that your name has changed.
- 3 Notify the Testing center Administrator when you check in at the testing center.

## *Preparing for your exam*

Being well prepared can help you pass your test and possibly save you money and time spent retaking it. This section offers:

- An overview of the GED Tests, including test categories.
- An explanation of the types of questions that will be on the test.

## *Overview of tests*

The GED Tests are administered in a standardized environment in the quiet and privacy of separated testing stations. It is advisable that you dress to be comfortable but in such a way that you can adapt to any room temperature.

The computer-based version of the GED Tests offered by Prometric is based on the 2002 Series GED Tests, and is only administered outside the United States and Canada. As of January 2, 2008, the 2002 Series GED Tests administered internationally are the same as the paper-and-pencil content in the United States and Canada. Passing the computer-based version of the GED Tests continues to allow international test-takers to earn a U.S. high school equivalency diploma from the state of Maine.



**Note** Because most material presented in the GED Tests requires the ability to understand written text, the skill of reading comprehension is very important.

## *Test battery*

The GED test battery is composed of five tests that each assess the skills and knowledge in a core high school academic subject.

The five content area tests are:

- Language Arts, Reading
- Language Arts, Writing
- Mathematics
- Science
- Social Studies

The GED test battery may be taken in a linked format:

- Linked Writing Skills & Reading
- Linked Social Studies, Math, & Science

Test Name	Total Items	Test Time (Min)	Appt Time (Min)
Language Arts, Writing Part I and Part II	50 + 1 essay	149	175
Language Arts, Reading	40	65	100
Social Studies	50	85	145
Science	50	95	145
Mathematics, Part I and Part II	50	90	145
Linked: Writing Skills Part I and Part II and Reading	90 + 1 essay	190	250
Linked: Social Studies, Math and Science	150	270	340

The difference between the Appointment Time (often referred to as the Seat Time) and the Test Time is due to the following additional steps in the testing process:

- Introduction screen presented verifying the test you are about to take and your name.
- An online tutorial that instructs you on how to maneuver throughout the test using the applications and functions.
- A demographic survey.
- Test completion screen.
- Final signoff and exit screen.

---

### *Test question format*

All of the GED computer-based tests contain multiple-choice questions that assess your ability to understand and use information or ideas. In many cases, you are asked to use the information provided to solve a problem, and analyze and evaluate information. The questions do not ask about narrow definitions or specific facts. Instead, the focus is on the major and lasting skills and knowledge expected of high school graduates.

In addition to the multiple-choice questions, the Writing Skills Test includes an essay section. In this section, you are asked to write an essay on an assigned topic. The topics are designed to be very general. All essay responses are typed on screen as prompted. There is no option to handwrite.

The multiple-choice questions are presented in one of three ways:

- Accompanied by a reading selection that may be as brief as one or two sentences or as long as 400 words;
- Accompanied by a table, graph, chart or illustration; or
- Stated as a problem to be solved (this type is most often used in the Mathematics Test).

[Sample questions](#) from each of the GED Tests, along with explanations of the correct answers, appear in this Bulletin beginning on Page 12. Read the sample questions to become familiar with the type of material you will find on the GED Tests.

## Taking your exam

Knowing what to expect when taking your test may help you prepare for it. This section contains:

- An overview of the computer testing process.
- Detailed information on identification requirements.
- Regulations that will be enforced at the testing center.
- A guide to understanding your test results.

**Arrival.** You should arrive at least **30 minutes before** your scheduled appointment. This allows time for you to sign in and for the testing center staff to verify your identification and take your photograph. If you arrive 30 minutes past the scheduled start time, you will not be admitted and your fees will be forfeited.

### *The computer testing process*

Your test will be given by computer at a Prometric testing center. There is a computer-based tutorial before beginning your test that features the following:

- Moving the mouse and using the mouse to select answers.
- Marking a question for review.
- Reviewing questions.
- Viewing a summary list of questions showing answered and unanswered questions.
- Submitting a test for scoring.

The following screenshots are samples of what you will see during the tutorial. Notice in all screenshots that the time remaining is displayed in the upper right-hand corner.

**Using the mouse.** This screenshot explains how to move the mouse so the arrow points to the appropriate response and how to use the “Next” and “Previous” buttons. The left button on the mouse is clicked or pressed to make a selection.

The screenshot displays a computer testing interface. At the top, it shows 'Page 2 of 9', 'Test Taker Social Studies', and 'Time Remaining: 00:14:07'. The main content area is titled 'Using the mouse' and includes the following text:

The mouse pointer moves when you move the mouse around on a surface. Although it can assume different shapes, the arrow shown at left is common. To point with the mouse, move the pointer until it rests on the desired object. To click something, point to it and then press and quickly release the left mouse button.

Practice:

1. Rest your hand lightly on the mouse and move it. Note how the pointer moves as your hand does.
2. Point to the correct answer (A) on the sample question below and click. You can click anywhere in the answer. Notice that the open circle next to the answer you chose is now filled in.

**Sample Question**

A. Correct answer

B. Incorrect answer

Click on the 'Next' button to continue.

At the bottom of the interface, there are three buttons: 'PREVIOUS', 'NEXT', and 'END'.

**Reviewing items.** Below is an example of the Review page, which provides information on how to review questions that are marked for review, and have and have not been answered. You can open any question from this page by clicking on the appropriate button.

Page 8 of 9 Test Taker Social Studies Time Remaining: 00:12:42

**Reviewing items**

Questions	Marked	Incomplete	Complete
Question 1			Yes
Question 2	Yes		Yes
Question 3	Yes	Yes	
Question 4		Yes	
Question 5			Yes

Symbols Key

= Marked question      = Completed question      = Incomplete question

At the end of the examination, you will see a scrollable listing of all the question numbers. This list displays each question number and indicates if the question has been marked for review, completed or skipped.

**To review questions**  
Click on the **Review All** button. You will be moved to the first question. Clicking on the **Next** button will cause you to move to the next question. You can also double-click on the question number in the list to move to a particular question. **REVIEW ALL**

**To review marked questions**  
Click on the **Review Marked** button. You will be moved to the first marked question. Clicking on the **Next** button will cause you to move to the next marked question. **REVIEW MARKED**

**To review incomplete questions**  
Click on the **Review Incomplete** button. You will be moved to the first incomplete question. Clicking on the **Next** button will cause you to move to the next incomplete question. **REVIEW INCOMPLETE**

Click on the 'Next' button to continue.

**PREVIOUS**      **NEXT**      **END**

## Identification requirements

You must present a valid form of identification to be admitted to a testing center. That identification document **must**:

- Have a name that exactly matches the name used to register for the test (including designations such as "Jr." and "III").
- Have a recent, recognizable photograph.
- Contain **both** your signature and date of birth to verify your current age.

If your identification is questioned by the testing center staff, be prepared to present a second form of identification bearing your signature and either a photograph or physical description. All forms of identification must have been signed before the day of test.



**Important** Failure to provide appropriate identification at the time of the test is considered a missed appointment. If you are not admitted to the testing center because you do not have valid identification, your fees will be forfeited.

Acceptable forms of identification include:

- Passport (required if you are testing in Bangladesh, India, and Pakistan).
- National identification card.
- Photo-bearing driver's license with signature.
- Photo-bearing employee identification card.
- Photo-bearing military identification card.
- Photo-bearing student identification card (if you are using this as your primary identification you **must** present a second form of identification as well).

**Unacceptable forms of identification:**

- Social Security card.
- Draft classification card.
- Credit cards of any kind.

If you do not have photo-bearing ID, you may bring in a letter of identity by:

- Asking an official at the institution you attend/attended to verify your identity on official letterhead stationery, affixing a photo to the letter and having the title, signature, and institution seal overlap the photo.
- Affixing a recent photo of yourself on a blank piece of paper, indicating your physical description, signing the paper, and having it notarized. The seal must overlap the photo.

---

## *Testing regulations*

To ensure that all test-takers are tested under equally favorable conditions, the following regulations and procedures will be observed at each testing center. Failure to follow any of these security procedures may result in the disqualification of your test. Prometric reserves the right to audiotape and videotape any examination session.

**References.** No reference materials, dictionaries, books, papers or study materials are allowed at the testing center. If you are found with these or any other aids, you will not be allowed to continue the test and your answers will not be scored. You **will** be provided with scratch paper and a pencil to use during the test session. These items will be collected at the end of the test session.

**Signature.** You will be required sign in before your test begins and sign out at the end of the test session.

**Personal items.** Prometric is not responsible for items left in the reception area of the testing center. It is recommended that personal items not be brought into the testing center. Note the following:

- Electronic equipment is not permitted in the testing room. This includes cell phones, PDAs, pagers, beepers, cameras, tape recorders, stereos, radios with headphones, watch calculators, and watch alarms.
- Pocket items—keys, wallet, etc.—must remain in your pocket during testing.
- Other personal items—outerwear that is not being worn while testing (sweater, jacket, etc.), briefcases, purses, etc.—are not permitted in the testing room.

**Food and Beverages.** You may not eat, drink, or use tobacco during the test administration.

**Visitors.** No guests, visitors or family members are allowed at the testing center.

**Security procedures and misconduct.** Test-takers who engage in any kind of misconduct, disruptive or offensive behavior, or fail to comply with an Examiner's directions, will be automatically disqualified and summarily dismissed from the testing center. If this should be necessary, no scores will be reported for this test and your fees will be forfeited. You will not be eligible to register for another test for three months. Forms of misconduct include:

- Attempting to take a test for someone else.
- Creating a disturbance.

- Giving or receiving unauthorized help.
- Eating or drinking during the test.
- Attempting to tamper with the operation of the computer.
- Attempting to remove questions from the testing room.

**Weapons.** No weapons of any kind are not allowed at the testing center.

**If questions arise.** If at any time during the test you believe you have a problem with your computer or need the Examiner for any reason, you should raise your hand. Testing center Examiners are not allowed to answer any questions pertaining to the test content. If you do not understand a question on the test, you should answer the question to the best of your ability.

---

## *Your test results*

When you complete your testing for the day, the testing center staff will give you a Test Completion Notice after you exit the testing room and before you leave.

You must earn a minimum score of 410 on each of the five tests, with a total score of not fewer than 2250 points. This means you must score higher than 410 on some tests to earn the extra 200 points. For example, if your scores were: Literature Arts: Writing - 410; Mathematics - 450; Science - 450; Social Studies - 410; and Literature Arts: Reading - 450, you would not pass the GED Tests even though you received a minimum score of 410 on each test. The total scores in this example only added up to 2170 points - 80 points short of the minimum total score of 2250 points required to earn a high school equivalency diploma. To achieve the extra points, you may retake any section of your choice within the allotted retest policy.

### GED retest policy

You must pass all five subjects to earn a U.S. high school equivalency diploma from the state of Maine. If you do not pass any one of the five GED Tests, you may retest up to three times per calendar year, but must wait at least three months before retesting. It is your responsibility to keep track of the time interval between retaking the same test. If you retest without waiting the three-month time period, your score for that test will be considered invalid and your fee for taking the test will not be refunded.

### GED Transcripts

After you have completed each exam, you will receive an Official Transcript of GED Test Results in the mail regardless of pass or fail status. This will allow you to easily identify which subject exams you might need to retake.

Once you have successfully passed all five of the GED Tests, you will receive three finalized copies of the GED Transcripts. GED Transcripts will be mailed as soon as they are processed — approximately four to six weeks from completion of testing.

In addition, your GED Transcript will be sent automatically to the state of Maine by Prometric for processing of your GED equivalency diploma. Your equivalency diploma will be mailed to you as soon as it is processed — approximately four to six weeks from your final testing date. Three final GED Transcripts will be included with the mailing of your equivalency diploma.

When you take the Literature Arts: Writing Test, you will be given an opportunity to indicate the address to which you would like your equivalency diploma sent, if different from the address you used when registering.

For example, if you have a relative or friend living in the United States, or if you will be moving soon, you might want to have the equivalency diploma sent to a different address other than that which is contained in your registration records. (Please use the GED name/address change form on Page 27 of this bulletin.)

### Additional requests

**Transcripts.** To request additional GED Transcripts or to have an Official Transcript of GED Test Results sent to educational institutions on your behalf, complete the Request for GED Transcript form on Page 24 of this bulletin. Transcript requests must be in writing and bear your signature as authorization to release your GED Transcript. The fee for additional GED Transcripts is \$25 (money order or bank draft is required as payment) made payable to Prometric.

**Diplomas.** To request an additional official GED Diploma be sent to you, submit the Request for Additional GED Diploma form on Page 25 of this bulletin along with the associated fees.

### Combining GED test scores

If you wish to have your paper-based test scores (for tests taken prior to December 31, 2001), combined with your computer-based test scores to achieve a passing score, please include a copy of the score report for your paper-based test and a brief summary of the scores that you wish to combine. A copy of your paper-based test score report is required to process your request. The information you supply will be verified with the state's Department of Education records.

Only scores from the same language editions may be combined. All editions within a language can be combined. For example, test scores of the U.S. English language large print editions may be combined with audiocassette scores of a standard U.S. English language print edition. Examples of scores that cannot be combined are: Spanish language test scores with those of the English language or French language editions, and Canadian English language test scores with U.S. English language scores.

Complete the Request to Combine GED Test Scores form on Page 26 and fax the form and supporting documentation to [410.537.1421](tel:410.537.1421) or mail to the address on the form. If your combined scores meet the minimum score requirements outlined in the "Your test results" section on Page 10 of this bulletin, you will receive an Official GED International Score Report and an equivalency diploma will be processed and mailed to you. If your combined scores do not meet the minimum score requirements, you will receive a Status Report containing your combined scores.

## *GED sample questions*

The following samples may be useful to review for the type of questions that may be included in your test.

The GED Language Arts: Writing Test has two parts, multiple choice and essay. The multiple-choice portion requires you to correct or revise sentences that appear in a writing selection. For the essay portion, you will write an essay response to a subject or an issue that is assigned.

Your essay score, together with your score from the multiple-choice section, becomes your Writing Skills Test composite score.

### *Literature Arts, Writing: Multiple choice*

This test section contains paragraphs with numbered sentences followed by questions based on those sentences. Each writing selection contains about 10 to 14 numbered sentences in one or more paragraphs.

Questions in this section cover sentence structure, usage, and mechanics. You will be asked to identify and correct errors that occur in sentences throughout the selection.

**Directions:** Choose the one best answer to each item. Questions 1-3 refer to the following paragraph.

(1) One of the lifelong memories many of us share are the moment we obtained a driver's license. (2) If we were teenagers at the time, these licenses signified our passage to adulthood. (3) We clearly remember practicing to handle a car well in heavy traffic and learning to parallel park. (4) We also prepared for the test by studying the driver's booklet, memorizing rules, and learning road signs. (5) Because we dreaded possible disaster, the road test seemed worse than the written test. (6) While conducting these difficult tests, the state driving inspectors often seemed stern and unyielding. (7) Therefore, when all the tests were finally over, we felt a real sense of achievement. (8) Whether or not we have chosen to use our licenses since then, they remain of enormous value to us. (9) They symbolize our passport both to independence and to the open road.

**1. Sentence 1: One of the lifelong memories many of us share are the moment we obtained a driver's license. What correction should be made to this sentence?**

- (1) change the spelling of memories to memorys
- (2) insert a comma after memories
- (3) change are to is
- (4) change driver's to drivers
- (5) no correction is necessary

**Correct Answer:** 3      **Difficulty Level:** Moderately difficult

About half of the questions in this test section ask you to find and correct any errors in the sentence. Because the subject of this sentence is One (not memories), the main verb in the sentence, (are) must agree in number. Thus, the correct answer is (3) "change are to is." Options 1, 2, and 4 introduce errors into the sentence, so none of these is the best answer. Notice that this item type has an alternative (5) "no correction is necessary." Choose this if the sentence is correct as is.

2. **Sentence 3: We clearly remember practicing to handle a car well in heavy traffic and learning to parallel park. Which of the following is the best way to write the underlined portion of this sentence? If you think the original is the best way, choose option (1).**

- (1) traffic and learning
- (2) traffic, but learning
- (3) traffic, for learning
- (4) traffic, so learning
- (5) traffic because learning

**Correct Answer:** 1      **Difficulty Level:** Moderately difficult

This question asks you to select the best word to join the two parts of the sentence. Only the word “and” produces a sentence in which the meaning is clear: the two things we remember are practicing to handle a car well “and” learning to parallel park. Since the relationship between the two parts of the sentence is one of addition, “and” is the best choice. Note that in this question, the original wording is the best of the choices given.

3. **Sentence 7: Therefore, when all the tests were finally over, we felt a real sense of achievement. If you rewrote sentence 7 beginning with “Therefore, we felt a real sense of achievement” the next word should be**

- (1) or
- (2) all
- (3) when
- (4) while
- (5) but

**Correct Answer:** 3      **Difficulty Level:** Easy

This type of question requires you to restate the original sentence in a particular way, often using a different type of sentence structure. The important point to remember here is that the new version must retain the meaning of the original sentence. In this case, the position of the two parts in the sentence is switched. Only the word “when” keeps the same meaning. Every other choice creates either a nonsense sentence or one in which the meaning is different from the original. In these types of questions, it is always useful to try out each of the alternatives in the new structure. By reading through the entire revised sentence, you will be better able to see the effect of each of the options on the meaning of the sentence.

---

## *Literature Arts, Writing: Essay*

This part of the Writing Skills Test measures your ability to write an essay about an issue or situation of general interest. No special or technical knowledge is required to write on any of the topics. You should write an essay that presents your opinion or explains your views about the topic assigned. All essay responses are typed on screen as prompted. There is no option to handwrite.

Essays must be written “on topic” to receive a score. Pay attention to the topic and to the questions you are asked to answer about the topic. Plan your essay carefully, and allow yourself time to read it and make corrections.

At least two, trained readers will score all the essays on their overall effectiveness. They will judge how clearly you make the main point of your composition, how thoroughly you support your ideas, and how clearly and correctly you write. That is, all of the elements that make up a piece of writing are taken into consideration. The readers do not count every spelling and grammar mistake, but an essay response with many errors may not receive a good score.

**Sample Topic for the Essay**

It always strikes me as a terrible shame to see young people spending so much of their time staring at television. If we unplugged all the television sets, our children would grow up to be healthier, better educated, and more independent human beings.

Do you agree or disagree with this statement? In the following provided boxes, please type an essay of about 200 words presenting your opinion and supporting it with examples from your own experience or your observations of others.

**Sample Essay**

The question of whether or not television is a positive or negative factor in grow of our children, can have its points both ways. But I feel that the argument, that all the televisions sets should be unplugged, so that our children will grow up to be healthier, better educated, and more independent human beings, is ridiculous there are many informative, and educational and fun things to watch on television. Television offers educational stations, which have very informative shows and programs, people can learn many things from some of the programs on television. The television is also used to translate news and other information to people, without the news you would not know about the world around you, politics, big events, weather etc. Even the movies and comedies provide entertainment and relaxation, and what better place than in your own home. I agree that some of the television today is none of the above, but the responsibility of what is all up to you. Our children can grow up with television, but adults should help them learn how to choose shows that are going to be good. Television can be a very instrumental thing, it can provide fun and entertainment and also educational shows, that promote learning.

This essay would receive a rating of 3 (highest score is 6) based on the scoring guide. This typical essay has a single purpose or point to make. The supporting ideas are presented in clear sentences so that the reader understands what the writer wants to say. The essay would have been stronger if the writer had given the names of specific television programs that are informational or entertaining.

The occasional mistakes in the conventions of standard written English do not interfere with the reader's ability to understand what is written and the person scoring the essay does not count these types of mistakes. However, mistakes do influence the reader's overall impression of the writing and a stronger writer would have corrected these mistakes. For this reason, some of the errors in the sample essay are identified for you.

The first sentence of any essay is the most important because it states what the rest of the paper will say. This sentence should be very clear. In this sample essay, the first sentence is not clear because of the use of "grow" for "growth." In the second sentence, there is no reason or rule for the commas after "unplugged" and "beings." If you do not know a rule for the comma, leave it out. Also, in the second sentence, the use of "fun things" is too casual or colloquial compared to the rest of the words in the essay. Colloquial expressions may be misunderstood by a reader, so don't use them. The next sentence, which starts with "Television offers," is actually two sentences or complete ideas joined together by the comma after "programs." This mistake shows that the writer is not sure about what a sentence really is.

Everyone makes mistakes when they write quickly. Good writers take the time to go over what is written and correct mistakes. Your writing will show your best skills if you take the time to plan what you say and review it to make any needed corrections.

---

*Mathematics*

The Mathematics Test measures the ability to solve — or find the best method to solve — mathematics problems typical of those studied in high school mathematics courses. Subject matter for these questions is drawn from three areas:

- Arithmetic, including measurement, numeration, and data analysis
- Algebra
- Geometry

**Directions:** Choose the one best answer to each item.

1. **If 10% of a town’s population of 10,000 people moved away, how many people remained in the town?**

- (1) 100
- (2) 900
- (3) 1000
- (4) 9000
- (5) 9900

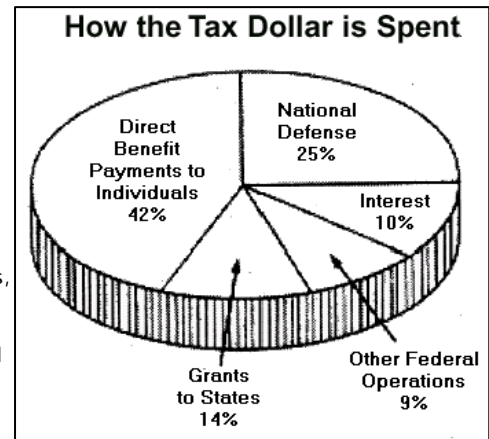
**Correct Answer:** 4      **Difficulty Level:** Moderately Difficult

This is an example of a question involving computations with percentages. Like most of the questions in the Mathematics Test, solving the problem involves more than one step. Here is one method you could use to solve this problem. First, you must compute 10% of 10,000. You can probably do this mentally; if not, you could divide 10,000 by 10 or multiply 10,000 by .10.

Now you know that 1000 people moved, but notice that the question asks for the number that remained in the town. So, you must subtract 1000 from the total population of 10,000 to find the correct answer of 9000 (option 4).

2. **The figure shows how the tax dollar was spent in a given year. According to the figure, what percent of the tax dollar was left after direct payment to individuals and national defense expenses?**

- (1) 3%
- (2) 11%
- (3) 33%
- (4) 67%
- (5) 114%



**Correct Answer:** 3      **Difficulty Level:** Easy

About one-third of the questions in the Mathematics Test will refer to charts, tables, or graphic materials like this one. This question requires that you understand the information presented in the pie graph, and recognize that the five spending categories described in the graph equal 100%.

Next, the phrase “was left” in the question should indicate to you that the problem requires subtraction. The sum of the 42% indicated as “Direct Benefit Payments to Individuals,” and the 25% indicated as “National Defense,” is 67%. Subtracting 67% from 100% yields a result of 33%. Thus, option (3) is the correct answer.

3. **A part-time job pays \$6.75 per hour. Which of the following expressions best represents an employee’s total earnings if the employee works 2 hours on Monday, 3 hours on Tuesday, 4 hours on Wednesday, 5 hours on Thursday, and 6 hours on Friday?**

- (1)  $2+3+4+5+6$
- (2)  $10 + 6.75$
- (3)  $10(6.75)$
- (4)  $20 + 6.75$
- (5)  $20(6.75)$

**Correct Answer:** 5      **Difficulty Level:** Easy

Some questions in the Mathematics Test, like this one, do not ask for a numerical solution to the problem. Instead, they ask you to select the best method for setting up the problem to arrive at a correct solution. The first step here is to identify exactly what answer is required. In this case, it is the underlined phrase total earnings. Next, you must understand that total earnings will be the product (multiplication) of the hourly rate of \$6.75 times the number of hours worked.

Understanding how total earnings is computed will make clear to you that the solution to the problem must include the number 6.75 multiplied by some other number. The other number is the sum of  $2 + 3 + 4 + 5 + 6$  (the number of hours worked), or 20. So, option (5) is the correct answer.

Options (1), (2), and (4) do not indicate multiplication as a function, while option (3) uses an incorrect number of hours as a multiplier of the hourly rate.

## Science

The GED Science Test contains multiple-choice questions drawn from the following content areas:

- Biology
- Earth Science
- Physics
- Chemistry

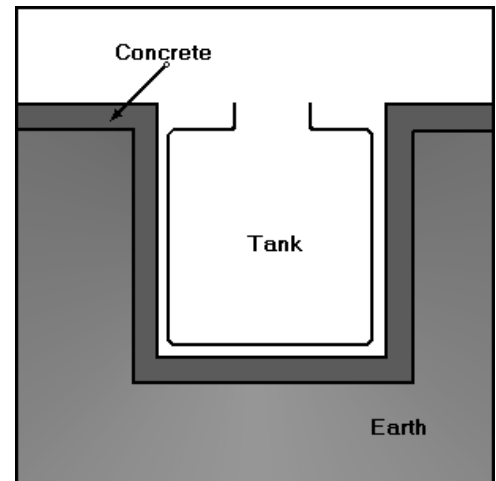
All questions in the Science Test require you to use information provided in the test question or learned through life experience. The information may be a paragraph, or it may be a chart, table, graph, map, or figure.

In every case, to answer the questions in the Science Test, you must understand the information provided or use the information to solve a problem or make a judgment.

**Directions:** Choose the one best answer to each item.

1. **A large fiberglass tank was placed in a pit as shown in the diagram. Before pipes could be attached and the tank filled with gasoline, the workers were asked to move the tank to another location. Which of the following suggestions would be the best way to raise the tank off the bottom of the pit so cables could be placed under the tank?**

- (1) Fill the tank with gasoline.
- (2) Fill the tank with water.
- (3) Fill the pit with water.
- (4) Fill the pit with water and the tank with gasoline.
- (5) Fill both the pit and the tank with water.



**Correct Answer:** 3

**Difficulty Level:** Easy

Typical of most questions in the Science Test, this physics question presents a practical problem that must be solved. To answer the question correctly, you must be able to understand the key features of the figure and understand the physical reaction that will result from each of the proposed solutions.

Option (3) is the best answer because the method it proposes is most likely to cause the tank to float off the bottom of the pit. By filling the pit with water and leaving the tank filled only with air, the tank becomes buoyant and is likely to rise off the bottom of the pit so that cables can be placed under the tank.

2. **An electric current releases heat to the wire in which it is traveling. Which of the following electric appliances would best illustrate an application of the above statement?**

- (1) mixer
- (2) clock
- (3) vacuum
- (4) toaster
- (5) fan

**Correct Answer:** 4      **Difficulty Level:** Easy

Many of the questions in the Science Test, like this one, provide a scientific principle, followed by a question or problem regarding its application. Only one of the appliances named in the options—the toaster—uses heat produced by the electric current in the wire. In this sense, the toaster best illustrates an application of the principle. All of the appliances named in the other options contain wires which undoubtedly release heat, but the heat is a by-product and not central to the intended purpose of the appliance.

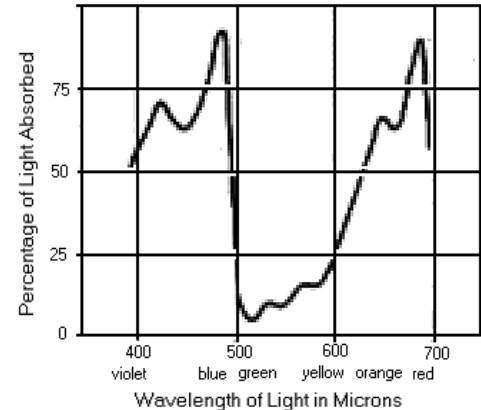
**3. According to the graph, which of the following colors of light is absorbed the least by a plant?**

- (1) red
- (2) yellow
- (3) green
- (4) blue
- (5) Violet

**Correct Answer:** 3

**Difficulty Level:** Difficult

To answer this biology question correctly, you must first read and correctly interpret the graph that is provided. First, note that the question calls for you to identify the color absorbed the least. Next, notice the labels that identify the vertical and horizontal axes of the graph.



You must recognize that the label on the vertical axes, “Percentage of Light Absorbed,” is a measure of the quantity of light absorbed. Following the line graph to its lowest point, you can see that point is closest to the label “green” on the horizontal axis.

## *Social Studies*

The GED Social Studies Test contains multiple-choice questions drawn from the following content areas:

- History
- Economics
- Political Science
- Geography
- Behavioral Sciences, including anthropology, psychology, and sociology

Most of the questions in the Social Studies Test refer to information provided in a paragraph, or a chart, table, graph, map, cartoon, or figure. In every case, to answer the Social Studies Test questions, you must understand, use, analyze, or evaluate the information provided.

**Directions:** Choose the one best answer to each item. Items 1 and 2 refer to the following information.

Five amendments to the U.S. Constitution directly affect voting qualifications.

The Fifteenth Amendment, ratified in 1870, prohibited states from using race or color as standards for determining the right to vote.

The Nineteenth Amendment, ratified in 1920, prohibited the states from using gender as a voting qualification.

The Twenty-Third Amendment, ratified in 1961, granted the residents of Washington, D.C., a voice in the selection of the President and Vice President.

The Twenty-Fourth Amendment, ratified in 1964, outlawed the state poll tax as a requirement for voting in national elections.

The Twenty-Sixth Amendment, ratified in 1971, prohibited states from denying the vote to anyone 18 years old or over.

**1. The overall effect of the five amendments was to extend the vote to**

- (1) a larger portion of U.S. citizens
- (2) a limited number of citizens
- (3) tax-paying citizens
- (4) citizens qualified by race and gender
- (5) those citizens who must pay for the privilege

**Correct Answer:** 1      **Difficulty Level:** Easy

To answer question 1 correctly, you must read and understand all of the information provided regarding the five amendments to the U.S. Constitution. Then you must decide which of the options provided best states the overall effect of the amendments.

A careful reading of the amendments shows that, in each case, the effect of the amendment was to extend voting rights to more citizens. Option (2) is a correct statement (citizens under 18 are not able to vote), but Option (2) is not the best answer to the question. The best answer is Option (1), which describes the "overall effect" of the five amendments. The "overall effect" of these amendments was to provide voting rights to more citizens.

**2. Which statement about the five amendments appears to be the best summary?**

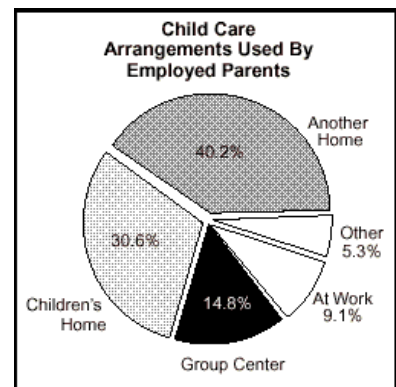
- (1) They affirm the right of women to vote.
- (2) They limit the right of U.S. citizens to vote according to where they live.
- (3) They prohibit the use of certain requirements as voting qualifications.
- (4) They prohibit some citizens from voting.
- (5) They permit certain qualifications to be used in voting.

**Correct Answer:** 3      **Difficulty Level:** Difficult

The key word in question 2 is "summary." This is important to recognize, because several of the options present correct and accurate statements, but only one presents the best "summary." Remember that an effective summary statement must address all five of the amendments. Only option (3) does this by referring to the prohibition of "certain requirements as voting qualifications."

**3. Which statement is supported by information in the graph?**

- (1) Most parents are employed.
- (2) Most parents are satisfied with their child-care arrangements.
- (3) A group center is the most common arrangement used by employed parents.
- (4) Most employed parents arrange for childcare either in their own home or in someone else's home.
- (5) About a quarter of all employed parents use child-care facilities at their place of work.



**Correct Answer:** 4

**Difficulty Level:** Moderately difficult

About one out of every three or four questions in the Social Studies Test will refer to a map, figure, chart, or graph. This question requires you to evaluate each of the statements to determine which one can be supported by information in the graph. To do this, you must first understand what information is being provided in the graph.

Finding the correct answer is then a matter of testing each of the statements against the graph to see if it can be supported. In questions like this one, it is most important that you select your answer only on the basis of the information provided, not on the basis of opinions or prior knowledge.

In this case, the statement in option (4) is supported by the fact that the sections of the graph that relate to the child's own home or another home add up to 70.8%, which accounts for most parents.

When you are ready to schedule your GED Tests, contact the International Regional Registration Center (RRC) associated with the country where you live.

#### Australia/Pacific (SEA)

Prometric  
P.O. Box 12964  
50794 Kuala Lumpur  
Malaysia  
**Registration Telephone:** 60 37 628 3333  
**Fax:** 60 376 28 3366

#### Latin America/Caribbean (LAC)

Prometric  
3110 Lord Baltimore Drive, Suite 200  
Baltimore, Maryland 21244  
USA  
**Registration Telephone:** 1 443 751 4995  
**Fax:** 1 443 751 4980

#### Europe (EUR)

Prometric  
Attn: PTC Registrations Europe  
P.O. Box 2024  
8203 AA Lelystad  
The Netherlands  
**Registration Telephone:** 31 320 239 540  
**Fax:** 31 320 239 541

#### Middle East/North Africa (MID)

Prometric  
Attn: PTC Registrations Middle East  
P.O. Box 2024  
8203 AA Lelystad  
The Netherlands  
**Registration Telephone:** 31 320 239 530  
**Fax:** 31 320 239 531

#### India (IND)

Prometric Testing center  
Second Floor DFL Infinity Tower A Sector 25  
Phase II DFL City  
Gurgaon Haryana, India 122002  
**Registration Telephone:** 91 11 265 11649  
**Fax:** 91 11 2652 9741

#### Southeast Asia (SEA)

Prometric  
P.O. Box 12964  
50794 Kuala Lumpur  
Malaysia  
**Registration Telephone:** 60 3 7628 3333  
**Fax:** 60 3 7628 3366

#### Indonesia (SEA)

Prometric  
P.O. Box 12964  
50794 Kuala Lumpur  
Malaysia  
**Registration Telephone:** 60 37 628 3333  
**Fax:** 60 376 28 3366

#### South Africa (AFR)

Prometric  
Attn: PTC Registrations Africa  
P.O. Box 2024  
8203 AA Lelystad  
The Netherlands  
**Registration Telephone:** 31 320 239 593  
**Fax:** 31 32 023 9886

#### Japan (JPN)

Prometric  
Kayabacho Towers 15F  
1-21-2, Shinkawa  
Chuo-Ku  
Tokyo 104-0033  
Japan  
**Registration Telephone:** 03 5541 4800  
**Fax:** 03 5541 4810

#### Taiwan (TAI)

The Language Training and Testing center/  
Prometric  
P.O. Box 23-41  
Taipei  
R.O.C.  
**Registration Telephone:** 886 28 194 0200  
**Fax:** 886 2 2363 8840

#### Republic of Korea (KOR)

Korean-American Educational Commission  
(KAEC)/Prometric  
M.P.O. Box 112  
Seoul 121-600  
Republic of Korea  
**Registration Telephone:** 82 2 3211 1233  
**Fax:** 82 2 3275 4029

#### Thailand (SEA)

Prometric  
P.O. Box 12964  
50794 Kuala Lumpur  
Malaysia  
**Registration Telephone:** 60 3 7628 3333  
**Fax:** 60 3 7628 3366

# Country Code List

When you schedule your GED Tests, you will need a GED identification number (GED ID), which is your date of birth (DDMMYY) followed by the three-digit country code from the list below for the country in which you live.

001	Afghanistan
003	Albania
005	Algeria
008	Andorra
010	Agola
012	Antiqua & Barbuda
015	Argentina
016	Armenia
017	Aruba
020	Australia
025	Austria
029	Azerbaijan
030	Azores
035	Bahamas
040	Bahrain
045	Bangladesh
050	Barbados
094	Belarus
055	Belgium
056	Belize
058	Benin
060	Bermuda
063	Bhutan
065	Bolivia
069	Bosnia and Herzegovina
070	Botswana
075	Brazil
080	British West Indies
081	Brunei Darrussalam
085	Bulgaria
593	Burkina Faso
092	Burundi
307	Cambodia
095	Cameroon
100	Canada
106	Cape Verde
113	Central African Republic
114	Chad
115	Chile
457	China
120	Colombia
122	Comoros
125	Congo
126	Cook Islands
130	Costa Rica
290	Cote d'Ivoire
133	Croatia
135	Cuba
140	Cyprus
142	Czech Republic
150	Denmark
153	Djibouti
154	Dominica
155	Dominican Republic
165	Ecuador
170	Egypt
175	El Salvador
183	Equatorial Guinea
182	Eritrea
184	Estonia
185	Ethiopia
187	Faeroe Island
107	Federated States of Micronesia
190	Fiji
195	Finland
200	France
203	French Guiana
202	French Polynesia
204	Gabon
205	Gambia, The
208	Georgia
210	Germany
215	Ghana
220	Greece
225	Greenland
227	Grenada
228	Guadeloupe
230	Guatemala
233	Guinea
234	Guinea-Bissau
235	Guyana
240	Haiti
245	Honduras
250	Hong Kong
251	Hungary
255	Iceland
260	India
265	Indonesia
270	Iran
273	Iraq
275	Ireland
277	Isle of Man
280	Israel
285	Italy
295	Jamaica
300	Japan
305	Jordan
308	Kazakhstan
310	Kenya
312	Kiribati
314	Korea, DPR
315	Korea, ROK
320	Kuwait
323	Kyrgyzstan
325	Laos
328	Latvia
330	Lebanon
333	Lesotho
335	Liberia
340	Libya
343	Liechtenstein
344	Lithuania
345	Luxembourg
347	Macao
348	Macedonia
350	Madagascar
353	Madeira Islands
355	Malawi
360	Malaysia
361	Maldives
363	Mali
365	Malta
367	Northern Mariana Islands
368	Marshall Islands
366	Martinique
369	Mauritania
370	Mauritius
375	Mexico
376	Moldova
378	Monaco
379	Mongolia
380	Morocco
385	Mozambique
090	Myanmar (Burma)
388	Namibia
386	Nauru
387	Nepal
390	Netherlands
395	Netherlands-Antilles
396	New Caledonia
405	New Zealand
420	Nicaragua
425	Niger
430	Nigeria
433	Niue Island
435	Norway
443	Oman
445	Pakistan
447	Palau
450	Panama
400	Papua New Guinea
455	Paraguay
460	Peru
465	Philippines
470	Poland
475	Portugal
477	Qatar
482	Reunion
484	Russia
487	Rwanda
486	St. Kitts & Nevis
521	St. Lucia
522	St. Vincent and the Grenadines
488	San Marino
489	Sae Tome * Principe
490	Saudi Arabia
497	Senegal
498	Seychelles
500	Sierre Leone
505	Singapore
503	Slovak Republic
504	Slovenia
506	Solomon Islands
507	Somalia
510	South Africa
515	Spain
520	Sri Lanka
525	Sudan
527	Suriname
530	Swaziland
535	Sweden
540	Switzerland
545	Syria
550	Tahiti
555	Taiwan
560	Tajikistan
565	Thailand
567	Togo
570	Tonga
575	Trinidad & Tobago
580	Tunisia
585	Turkey
584	Turkmenistan
587	Tuvalu
590	Uganda
589	Ukraine
591	United Arab Emirates
588	United Kingdom
592	United State of America
595	Uruguay
594	Uzbekistan
597	Vanuatu
600	Vatican City
605	Vietnam
611	West Bank/ Gaza
620	Western Samoa
623	Yemen
625	Yugoslavia
630	Zaire
635	Zambia
480	Zimbabwe
999	Other Country

# Prometric Test Centers

Testing center locations are subject to change. Test sites cannot answer questions regarding registrations, scheduling or rescheduling.

Country	Test City	RRC
<b>Argentina</b>	Buenos Aires	LAC
<b>Armenia</b>	Yerevan	EUR
<b>Australia</b>	Melbourne Perth Sydney	SEA
<b>Austria</b>	Vienna	EUR
<b>Bangladesh</b>	Dhaka	SEA
<b>Bolivia</b>	La Paz	LAC
<b>Botswana</b>	Gaborone	AFR
<b>Brazil</b>	Belo Horizonte Brasilia Curitiba Porto Alegre Recife Rio De Janeiro Sao Paulo	LAC
<b>Bulgaria</b>	Sofia	EUR
<b>Chile</b>	Santiago	LAC
<b>China</b>	GED Testing is not available in China	
<b>Columbia</b>	Bogota Cali	LAC
<b>Croatia</b>	Zagreb	EUR
<b>Czech Republic</b>	Prague	EUR
<b>Dominican Republic</b>	Santo Domingo	LAC
<b>Egypt</b>	Cairo	MID
<b>Finland</b>	Helsinki	EUR
<b>France</b>	Paris Toulouse	EUR
<b>Georgia</b>	Tbilisi	EUR
<b>Germany</b>	Berlin Frankfurt Hamburg Munich	EUR
<b>Ghana</b>	Accra	AFR
<b>Greece</b>	Athens Thessaloniki	EUR
<b>Guatemala</b>	Guatemala City	LAC
<b>Hong Kong</b>	Kowloon	SEA
<b>Hungary</b>	Budapest	EUR

<b>India</b>	Ahmedabad Allahabad Bangalore Chennai Hyderabad Gurgaon Kolkata Mumbai New Delhi Trivandrum	IND
<b>Indonesia</b>	Jakarta Medan Surabaya	IND
<b>Ireland</b>	Dublin	EUR
<b>Israel</b>	Ramallah District Tel Aviv	EUR
<b>Italy</b>	Milano Rome	EUR
<b>Japan</b>	Kanagawa Osaka Tokyo	JPN
<b>Jordan</b>	Amman	MID
<b>Kazakhstan</b>	Almaty	EUR
<b>Kenya</b>	Nairobi	AFR
<b>Korea</b>	Seoul	KOR
<b>Latvia</b>	Riga	EUR
<b>Lebanon</b>	Beirut	MID
<b>Lithuania</b>	Vilnius	EUR
<b>Luxembourg</b>	Luxembourg	EUR
<b>Madagascar</b>	Antananarivo	AFR
<b>Malaysia</b>	Kuala Lumpur	SEA
<b>Mauritius</b>	Port Louis	AFR
<b>Mexico</b>	Guadalajara Mexico City Monterrey	LAC
<b>Mozambique</b>	Maputo	AFR
<b>Nepal</b>	Kathmandu	SEA
<b>Netherlands</b>	Amsterdam Arnhem	EUR
<b>New Zealand</b>	Auckland	SEA
<b>Nigeria</b>	Abjua Lagos	AFR

<b>Pakistan</b>	Islamabad Karachi Lahore	SEA
<b>Peru</b>	Lima	LAC
<b>Phillippines</b>	Cebu City Makati City	SEA
<b>Poland</b>	Warsaw	EUR
<b>Portugal</b>	Lisbon	EUR
<b>Romania</b>	Bucharest	EUR
<b>Russi</b>	Moscow St. Petersburg	EUR
<b>Saudi Arabia</b>	Damman (Men) Dammam (Women)	MID
<b>Singapore</b>	Singapore	SEA
<b>Slovenia</b>	Ljubljana	EUR
<b>South Africa</b>	Cape Town Johannesburg	AFR
<b>Spain</b>	Barcelona Madrid	EUR
<b>Sweden</b>	Stockholm	EUR
<b>Switzerland</b>	Geneva	EUR
<b>Syria</b>	Damascus	AFR
<b>Taiwan</b>	Kaohsiung Taipei	TAI
<b>Tanzania</b>	Dar Es Salaam	AFR

<b>Thailand</b>	Bangkok	SEA
<b>Turkey</b>	Ankara Istanbul Izmir	EUR
<b>Uganda</b>	Kampala	AFR
<b>Ukraine</b>	Kiev	EUR
<b>United Arab Emirates</b>	Dubai	MID
<b>United Kingdom</b>	Birmingham Bournemouth Bristol Cardiff Edinburgh Glasgow Leeds London Manchester New Castle Peterborough	EUR
<b>Uzbekistan</b>	Tashkent	EUR
<b>Venezuela</b>	Caracas	LAC
<b>Vietnam</b>	Ho Chi Minh City	SEA
<b>Yemen</b>	Sanna	AFR
<b>Zimbabwe</b>	Harare	AFR

## Forms

This section provides copies of various forms and information that may be needed or helpful for completing them. It contains the following:

- Computer-Based International Test Scheduling Form - Page 23.
- Request for GED Transcript - Page 24.
- Request for Additional GED Diploma - Page 25.
- Request to Combine GED Test Scores - Page 26.
- GED Name/Address Change Form - Page 27.



# Computer-Based International Test Scheduling Form



**Please print clearly and neatly. Fill out form completely.  
Mail or fax to the appropriate RRC Center (see specific information on Page 19).**

## Test-taker Information

Last/Family Name (as on photo ID)	First/Given Name (as on photo ID)	Birth Date (dd/mm/yy)	
Mailing Address (test information will be sent to this address)			
City	State/Province	Postal Code	Country
GED Identification Number (DOB dd/mm/yy plus country code)		Social Security Number <b>OR</b> Identification Document Number*	
Home Phone Number (including area code) (        )		Work Number (including area code) (        )	
Fax Number (including area code) (        )		Email Address	

\* If you use an Identification Document Number to register, you will need to bring this identification document with you to the testing center (see Page 8 for more documentation information).

**Payment** is by **credit card only**. No form of paper payment will be accepted.

Card Type (Check One) <input type="checkbox"/> MasterCard <input type="checkbox"/> Visa <input type="checkbox"/> American Express	Account Number	Expiration Date
Name of Cardholder (Print)	Signature of Cardholder	

## Test Date and Location Selection

Check the tests you want to take and choice of location/date/time. Every effort will be made to give you your first choice for test date/time. If your first three choices are not available, the registrar will assign the closest available date and time to one of your choices.

<input type="checkbox"/> <b>Linked Writing Skills: Part I and Part II and Reading</b>	<input type="checkbox"/> <b>Linked Social Studies, Mathematics and Science</b>
Test Location:	Test Location:
Test Date (mm/dd): (1) / (2) / (3) /	Test Date (mm/dd): (1) / (2) / (3) /
<input type="checkbox"/> <b>Language Arts: Reading (Single test)</b>	<input type="checkbox"/> <b>Language Arts: Writing Parts I and II (Single test)</b>
Test Location:	Test Location:
Test Date (mm/dd): (1) / (2) / (3) /	Test Date (mm/dd): (1) / (2) / (3) /
<input type="checkbox"/> <b>Mathematics (Single test)</b>	<input type="checkbox"/> <b>Science (Single test)</b>
Test Location:	Test Location:
Test Date (mm/dd): (1) / (2) / (3) /	Test Date (mm/dd): (1) / (2) / (3) /
<input type="checkbox"/> <b>Social Studies (Single test)</b>	<input type="checkbox"/> <b>Practice Test</b>
Test Location:	Test Location:
Test Date (mm/dd): (1) / (2) / (3) /	Test Date (mm/dd): (1) / (2) / (3) /

## Candidate certification

I hereby agree to the general conditions set forth in this GED Program Bulletin, and I agree to those policies and procedures related to computerized testing, specifically those concerning the test administration, payment of fees, and reporting of scores. I certify that I am the person who will take the test at the center and whose name and address appear on this form.

Signature: \_\_\_\_\_ Date: \_\_\_\_\_

(Keep a copy of this form for your records.)



**Request for GED Transcript**  
 Please print clearly and neatly. Fill out form completely.  
 Mail to: Prometric, Attn: GED Program,  
 1501 S. Clinton Street, 14th Floor, Baltimore, MD 21224 USA



**Test-taker Information**

GED ID (date of birth and three-digit country code (DDMMYYCCC))		Date of testing (dd-mm-yy, if available)	
Last Name		First Name	
Address as it appears on your GED transcript			
City	State/Province/Territory	Postal Code	Country
Current Address (if it is different than above)			
City	State/Province/Territory	Postal Code	Country
Social Security Number		Birth Date (dd/mm/yy)	

**Permission for release of records (transcripts will not be issued without signature)**

I hereby authorize the GED Transcript Service to release my GED Official Transcript(s) to the address(es) below.

Test-taker's Signature: \_\_\_\_\_ Date: \_\_\_\_\_

**Addresses**

Please print address(es) to which official transcript(s) should be sent.

1. \_\_\_\_\_  
 \_\_\_\_\_  
 \_\_\_\_\_  
 \_\_\_\_\_
2. \_\_\_\_\_  
 \_\_\_\_\_  
 \_\_\_\_\_  
 \_\_\_\_\_
3. \_\_\_\_\_  
 \_\_\_\_\_  
 \_\_\_\_\_  
 \_\_\_\_\_

**Important**

For **three transcripts**, enclose a **\$25.00** money order in U.S. dollars and drawn on a U.S. Bank payable to: **Prometric**. No personal checks or cash will be accepted. Transcript requests **will not be processed** unless accompanied by the required fees. Please note Prometric only handles international GED tests completed as of January 1997.

**Please allow one to three weeks for processing**, plus time for the postal office to deliver the documents.

Additional forms are available online at [www.prometric.com/ged](http://www.prometric.com/ged).

(Keep a copy of this form for your records.)



# Request for Additional GED Diploma



Please print clearly and neatly. Fill out form completely.

Mail to:  
Treasurer, State of Maine  
Attn: GED Program  
23 State House Station  
Augusta, ME 04333 USA

## Test-taker Information

GED ID (date of birth and three-digit country code (DDMMYYCCC))		Date of testing (dd-mm-yy, if available)	
Last Name		First Name	
Current Address			
City	State/Province/Territory	Postal Code	Country
Social Security Number		Birth Date (dd/mm/yy)	

## Permission for release of records (diplomas will not be issued without signature)

I hereby authorize the release of my diploma.

Test-taker's Signature: \_\_\_\_\_ Date: \_\_\_\_\_

## Fees

- To receive **one standard** copy of your diploma, please enclose a **\$3.00** money order in U.S. dollars payable to: Treasurer, State of Maine, Department of Education and a copy of your passed Transcript.
- To receive **one certified** copy of your diploma, please enclose a **\$10.00** money order in U.S. dollars payable to: Treasurer, State of Maine, Department of Education and a copy of your passed Transcript.

Diploma requests **will not be processed** unless accompanied by the required fees. Please do not send cash or personal checks.

**Please allow five days for processing** plus the time for the postal office to deliver the documentation in your country.

Additional forms are available online at [www.prometric.com/ged](http://www.prometric.com/ged).

(Keep a copy of this form for your records.)



# Request to Combine GED Test Scores



Please print clearly and neatly. Fill out form completely.

Fax to: 410.537.1421

Mail to: Prometric, Attn: GED Program, 1501 S. Clinton Street, 14th Floor, Baltimore, MD 21224 USA

Date (dd/mm/yy): \_\_\_\_\_

Dear International GED Administrator,

My name is \_\_\_\_\_, I have taken paper-based GED Tests before December 31, 2001, in other location(s) and would like to have those test scores **combined** with the scores from my computer-based test event.

I most recently tested at the Prometric Testing center located in (city) \_\_\_\_\_, (country) \_\_\_\_\_.

I have indicated below the scores I wish to have combined. I have provided a copy of my previous score report, the documentation required for you to complete my request.

Test Name	Test Date	Form	Standard Score	Percentile Rank

I understand that combining my test scores may not necessarily result in the achievement of a passing score.

If you have any questions, you may call me at (include country code) \_\_\_\_\_ or e-mail me at \_\_\_\_\_.

You may mail the new copy of my score report to the address listed below. Thank you for your time and consideration.

Name \_\_\_\_\_

Signature (required) \_\_\_\_\_

Mailing Address \_\_\_\_\_

City \_\_\_\_\_

State, Country, Postal Code \_\_\_\_\_

Additional forms are available online at [www.prometric.com/ged](http://www.prometric.com/ged).

(Keep a copy of this form for your records.)



# GED Name/Address Change Form



Please print clearly and neatly. Fill out form completely.

Fax to: 410.537.1421

Mail to: Prometric, Attn: GED Program, 1501 S. Clinton Street, 14th Floor, Baltimore, MD 21224 USA

## Test-taker information

GED ID (date of birth and three-digit country code (DDMMYYCCC)*)
Reason for requesting this change

\*Your GED ID Number **will not change**, even if you move to a different country.

## Previous information

Name \_\_\_\_\_

Address \_\_\_\_\_

Telephone \_\_\_\_\_

## Current information

Name \_\_\_\_\_

Address \_\_\_\_\_

Telephone \_\_\_\_\_

**Important:** You must supply a copy of the legal document explaining a request for name change.

Copy of Documentation attached: <input type="checkbox"/> Marriage Certificate <input type="checkbox"/> Divorce Decree <input type="checkbox"/> Legal Name Change Decree <input type="checkbox"/> Other : _____
---

Additional forms are available online at [www.prometric.com/ged](http://www.prometric.com/ged).

(Keep a copy of this form for your records.)